VERTICAL SLOPE

TANB = 0.183466
2TANB = 0.366930
FACE = 1.016690
DEVELOP = 1.033111

IN FACE SLOPE

TANB = 0.180453
2TANB = 1.016152

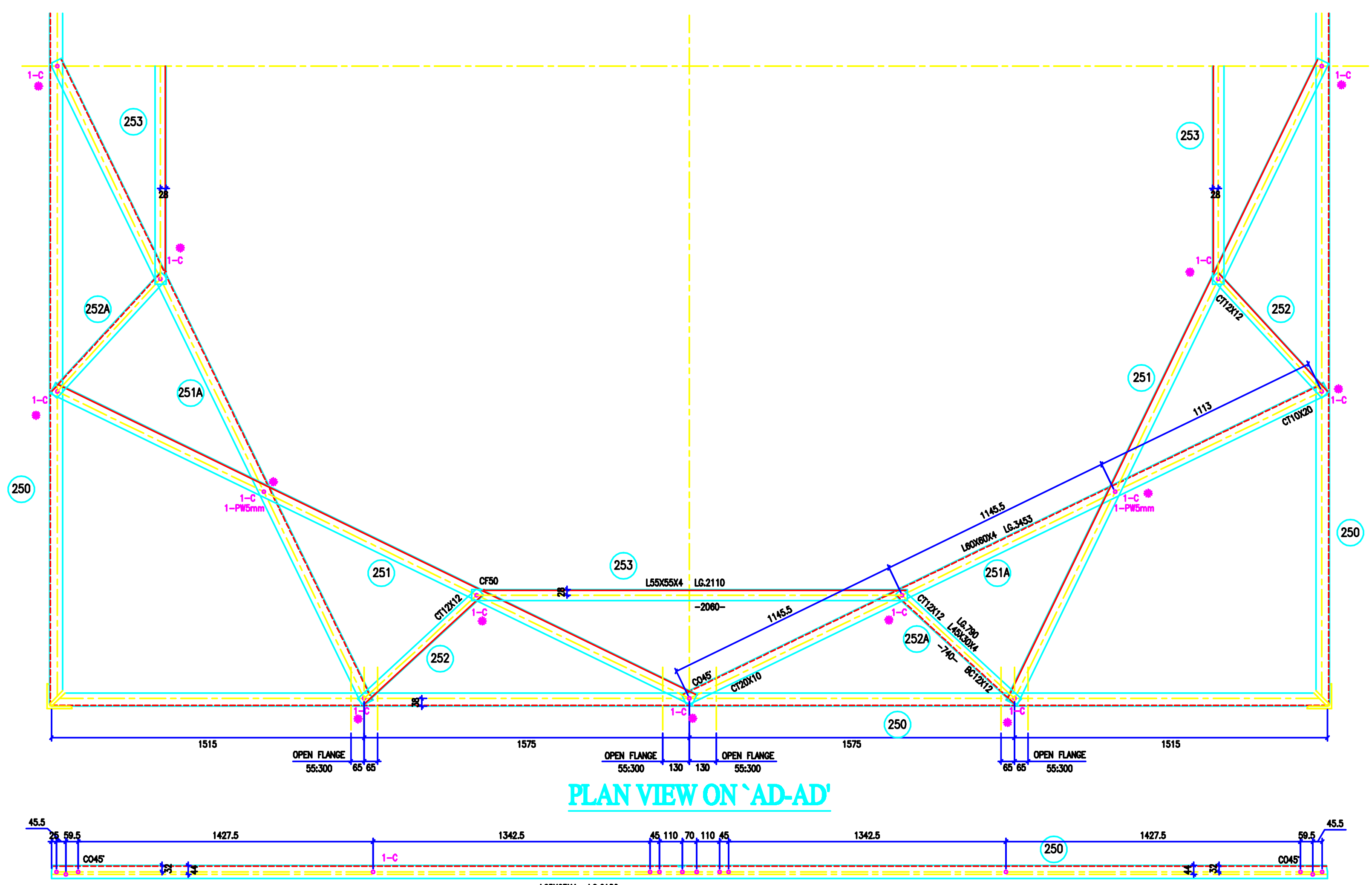

PLAN VIEW ON `AD-AD'

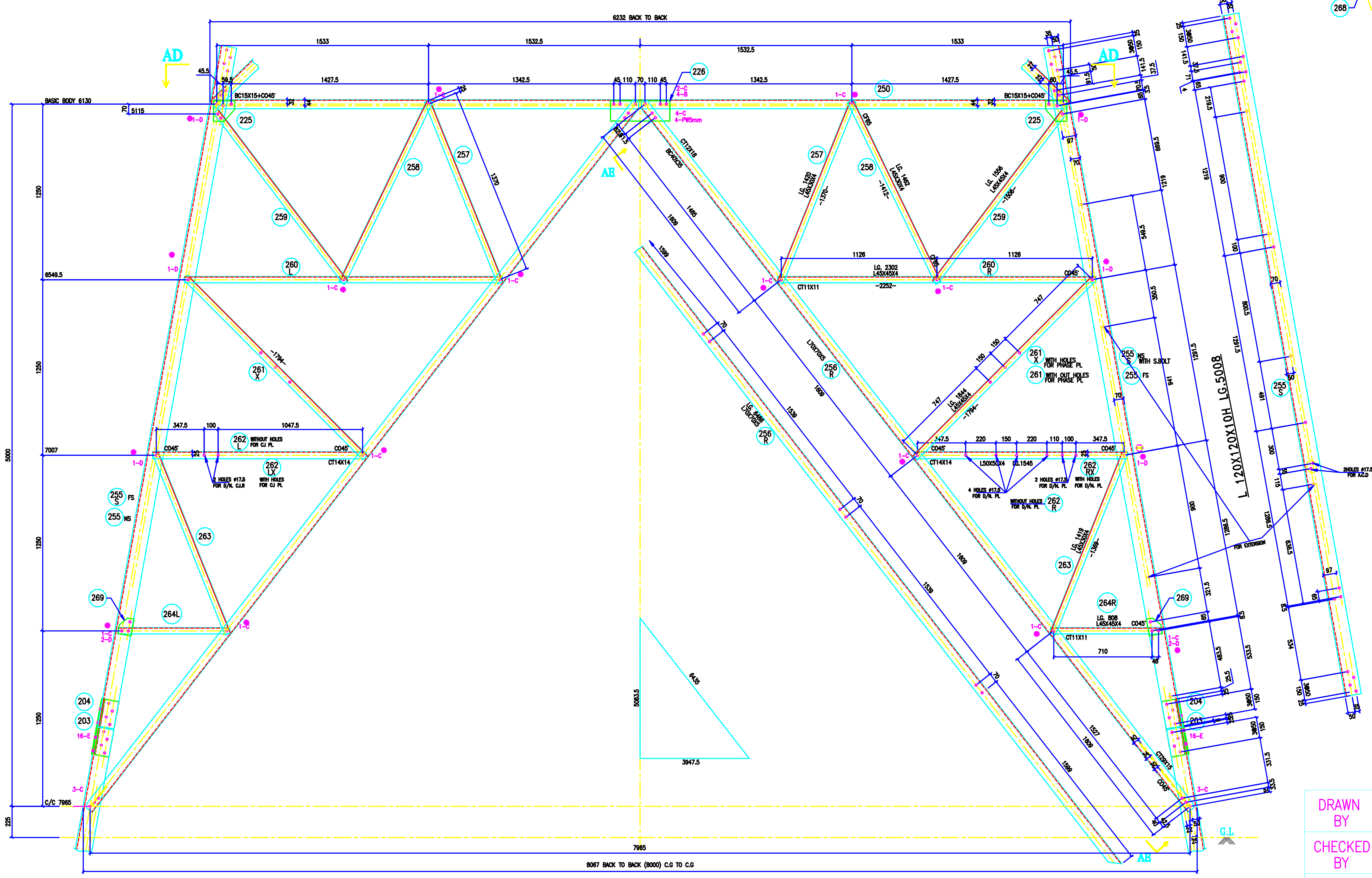

±0 BASE

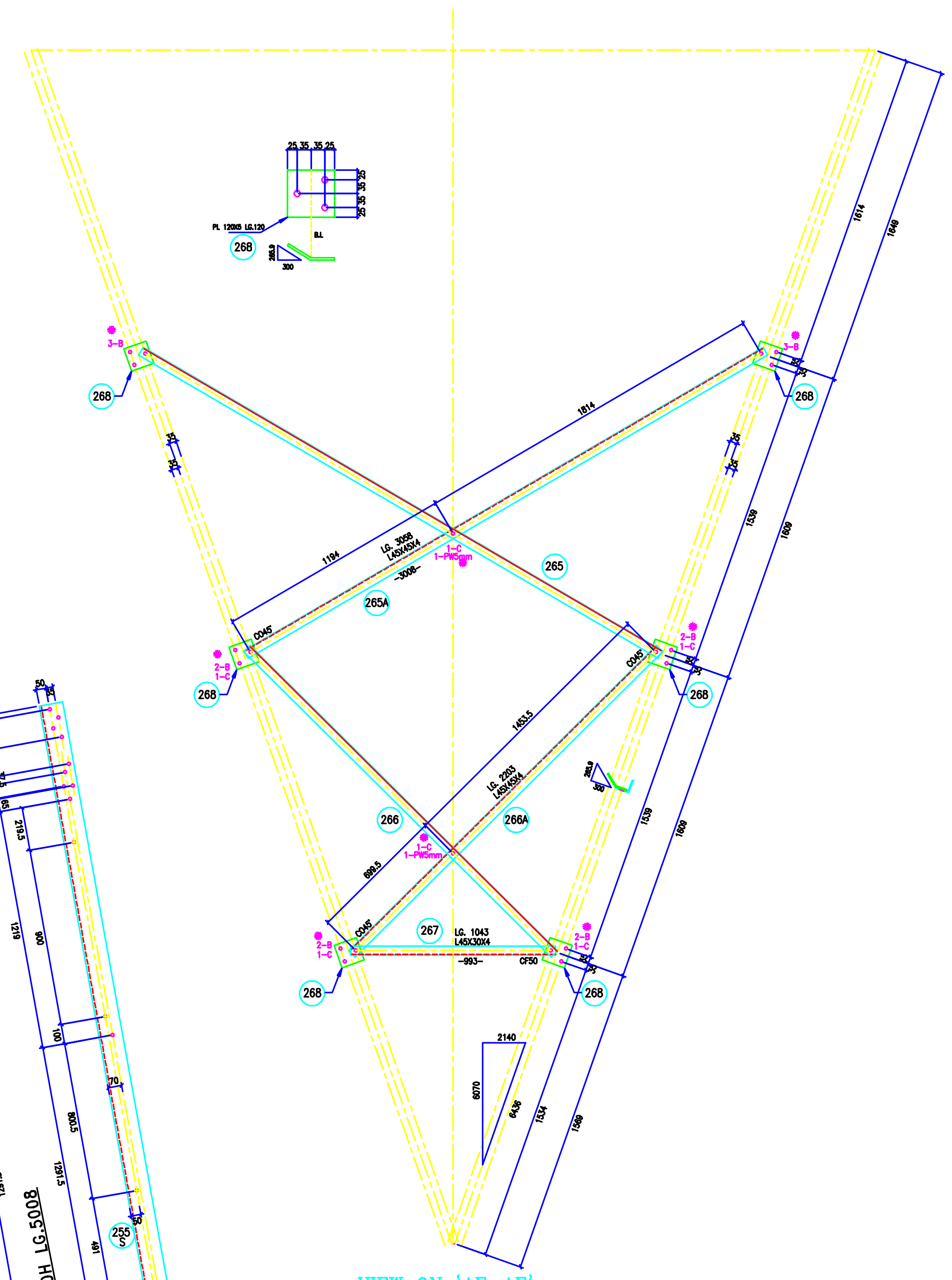

VIEW ON 'AE-AE'

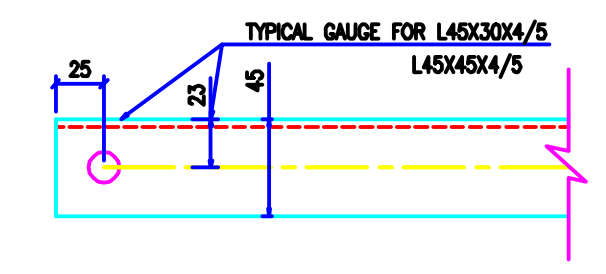

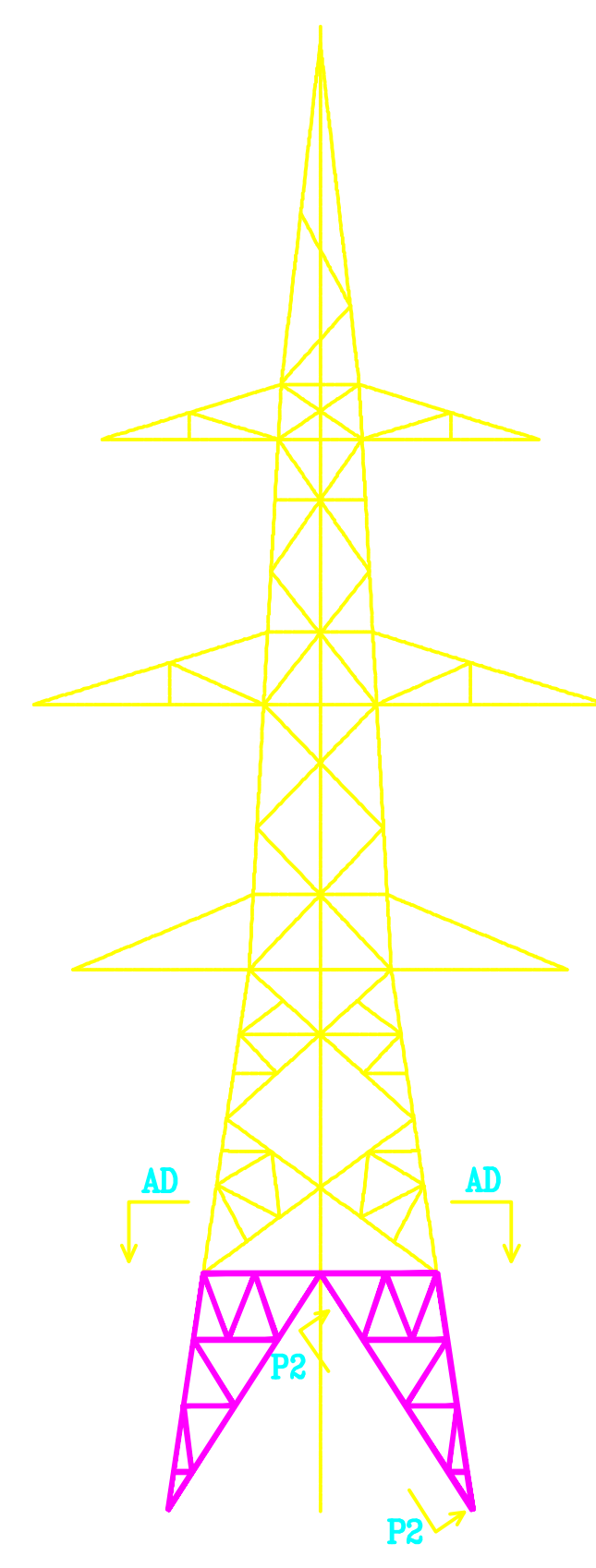

BOLTS AND NUTS STATEMENT				
TYPE	SIZE (IN MM)	QUANTITY		
		±0 LEG	±0 BASE	VIEW AD-AD & AE-AE
B	ø 16X35	18	72	–
C	ø 16X40	30	120	24
D	ø 16X45	10	40	–
E	ø 16X50	16	64	–
F	ø 16X55	–	–	–
G	ø 16X60	–	–	–
H	ø 16X65	–	–	–
J	ø 16X70	–	–	–
K	ø 16X75	–	–	–
L	ø 16X80	–	–	–
SPRING WASHERS		74	296	24
30 O.D PACKING WASHERS ø 17.5 MM				
5 mm		2	8	4
6 mm		–	–	–
8 mm		–	–	–
10 mm		–	–	–
STEP BOLTS ø16 mm X 175mm		3	12	–

GENERAL NOTES:

1. ALL DIMENSIONS ARE IN mm UNLESS OTHERWISE SPECIFIED.
2. MILD STEEL BOLT AND NUTS TO IS6638/12427/5.6 QLTY
3. ALL MILD STEEL BOLT AND NUTS ARE TO BE HOT DIP GALVANISED AS PER ASTM A153
4. ALL MILD STEEL SECTIONS SHALL BE OF TESTED QUALITY CONFORMING TO IS 2062 STANDARD
5. GALVANIATION OF TOWER MEMBERS AND FLAT WASHERS AS PER IS 2629
6. ALL HOLES ø 13.5mm FOR ø12mm BOLTS
7. ALL HOLES ø 17.5mm FOR ø16mm BOLTS
8. ALL HOLES ø 21.5mm FOR ø20mm BOLTS
9. ALL HOLES ø 17.5mm FOR ø18mm STEP BOLTS
10. STANDARD SPRING WASHERS ARE TO BE USED UNDER EACH NUT
11. ALL FABRICATED MEMBERS SHALL HAVE PREFIX__________
12. INDICATES MEMBERS BEING USED AS STEP BOLTS.
13. STEP BOLTS ARE TO BE PROVIDED ON TWO DIAGONALLY OPP. LEGS

MARK NO: 250–253, 255–269, 203, 204, 226

DRAWN BY		BIHAR STATE POWER TRANSMISSION COMPANY LTD			
CHECKED BY		DESCRIPTION	132KV D/C TOWER TYPE "DD" ±0M LEG/±0 BASE & PLAN ``AD-AD"		SCALE –
APPROVED BY		DRG NO	132KV-D/C-Struct-±0M-Leg-Base-Plan-43	SHEET NO 1–1	REV. 0