VERTICAL SLOPE

TANB = 0.300350
SINB = 0.4007
FACE = 1.016873
DEVELOP = 1.036368

IN FACE SLOPE

TANB = 0.190446
SECB = 1.019113

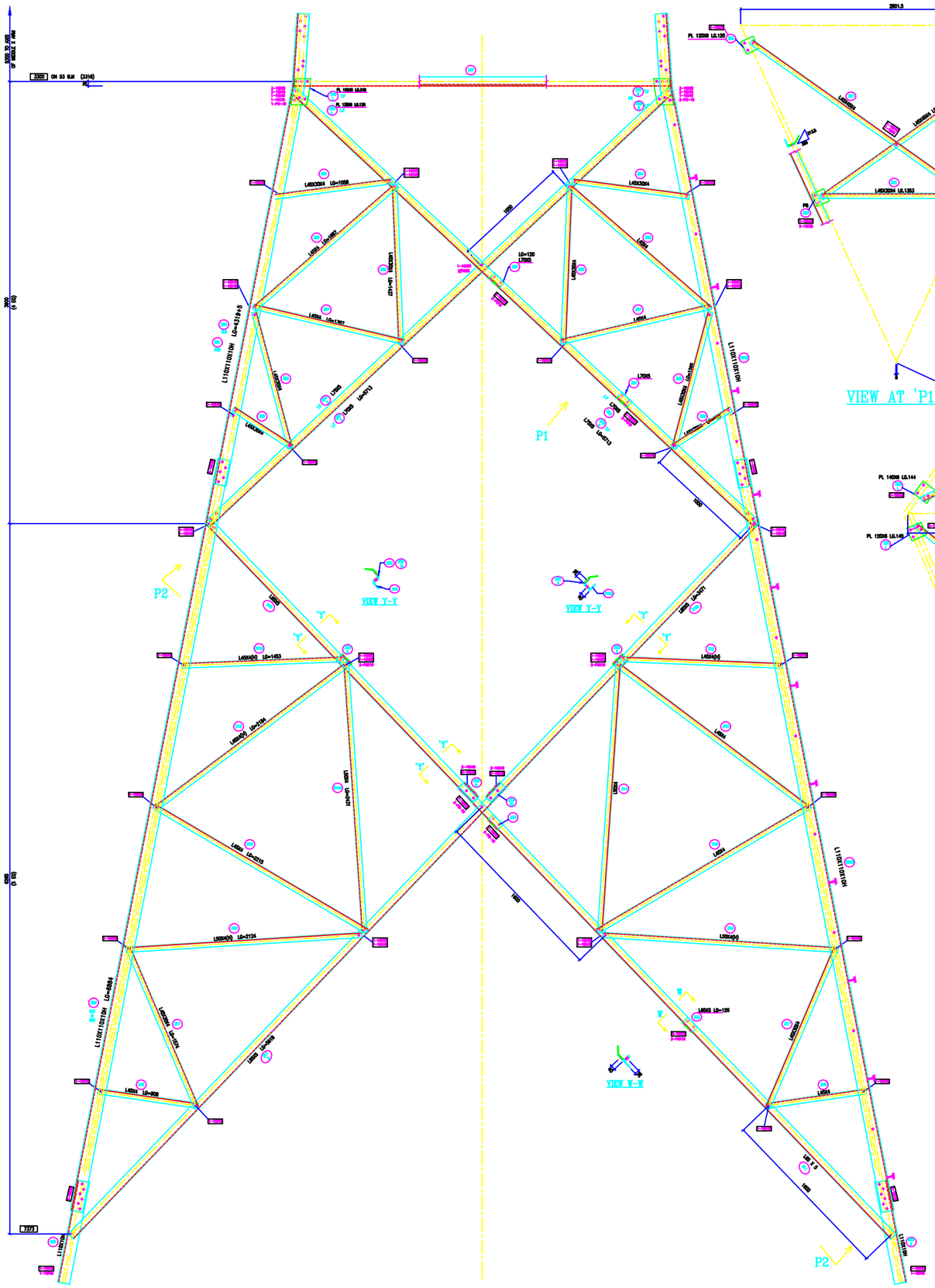

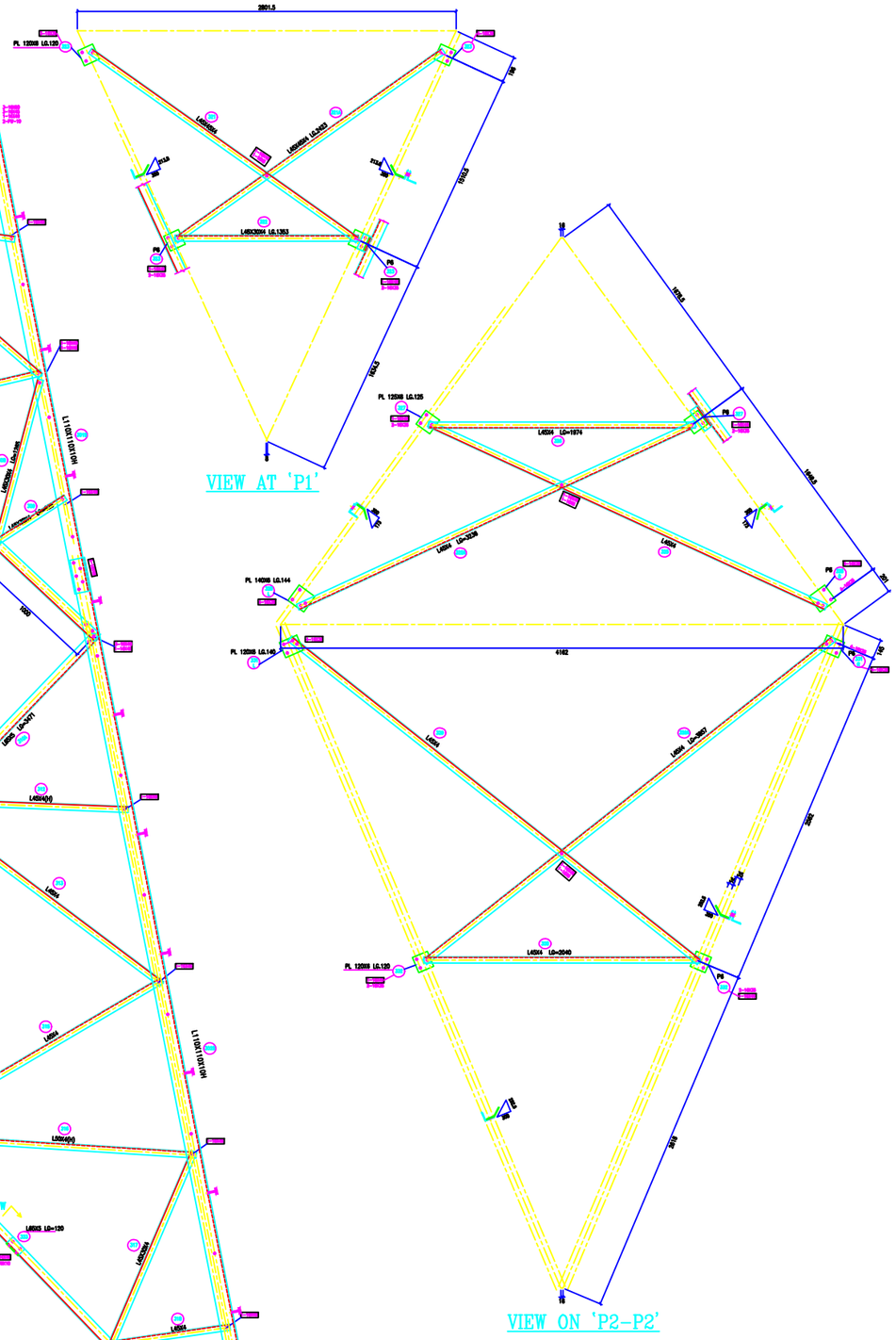

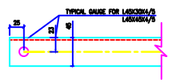

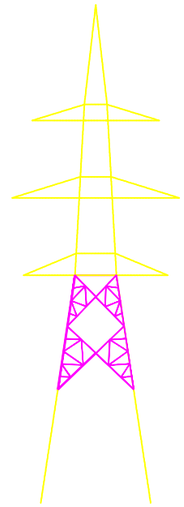

BOLTS AND NUTS STATEMENT

TYPE	SIZE (IN MM)	QUANTITY		
B	# 16X35	172		
C	# 16X40	172		
D	# 16X45	176		
E	# 16X50	36		
F	# 16X55	8		
G	# 16X60	–		
H	# 16X65	–		
J	# 16X70	–		
K	# 16X75	–		
L	# 16X80	–		
SPRING WASHERS		564		
30 O.D PACKING WASHERS # 17.5 MM				
5 mm		–		
6 mm		20		
8 mm		–		
10 mm		56		
STEP BOLTS #16 mm X 175mm		23		

GENERAL NOTES:

1. ALL DIMENSIONS ARE IN mm UNLESS OTHERWISE SPECIFIED.
2. MILD STEEL BOLT AND NUTS TO IS6639/12427/5.4 GLT
3. ALL MILD STEEL BOLT AND NUTS ARE TO BE HOT DIP GALVANISED AS PER ASTM A153
4. ALL MILD STEEL SECTIONS SHALL BE OF TESTED QUALITY CONFORMING TO IS 2062 STANDARD
5. GALVANIZATION OF TOWER MEMBERS AND FLAT WASHERS AS PER IS 2629
6. ⊙ ALL HOLES # 13.5mm FOR #12mm BOLTS
7. ⊙ ALL HOLES # 17.5mm FOR #16mm BOLTS
8. ⊙ ALL HOLES # 21.5mm FOR #20mm BOLTS
9. ⊙ ALL HOLES # 17.5mm FOR #16mm STEP BOLTS
10. STANDARD SPRING WASHERS ARE TO BE USED UNDER EACH NUT
11. ALL FABRICATED MEMBERS SHALL HAVE PRETIE
12. ⊙INDICATES MEMBERS BEING USED AS STEP BOLTS.
13. STEP BOLTS ARE TO BE PROVIDED ON TWO DIAGONALLY OPP. LEGS

MARK NO: 300 + 334

BIHAR STATE POWER TRANSMISSION COMPANY LTD

DRAWN BY		DESCRIPTION	220KV D/C TOWER TYPE "2DC" DETAIL OF BODY		SCALE –
CHECKED BY					
APPROVED BY		DRG NO	220KV-D/C-Struct-Body-33	SHEET NO 1-1	REV. 0