VERTICAL SLOPE	
TANB	= 0.069338
2TANB	= 0.138656
FACE	= 1.002400
DEVELOP	= 1.004795
IN FACE SLOPE	
TANB	= 0.069162
2TANB	= 1.002389

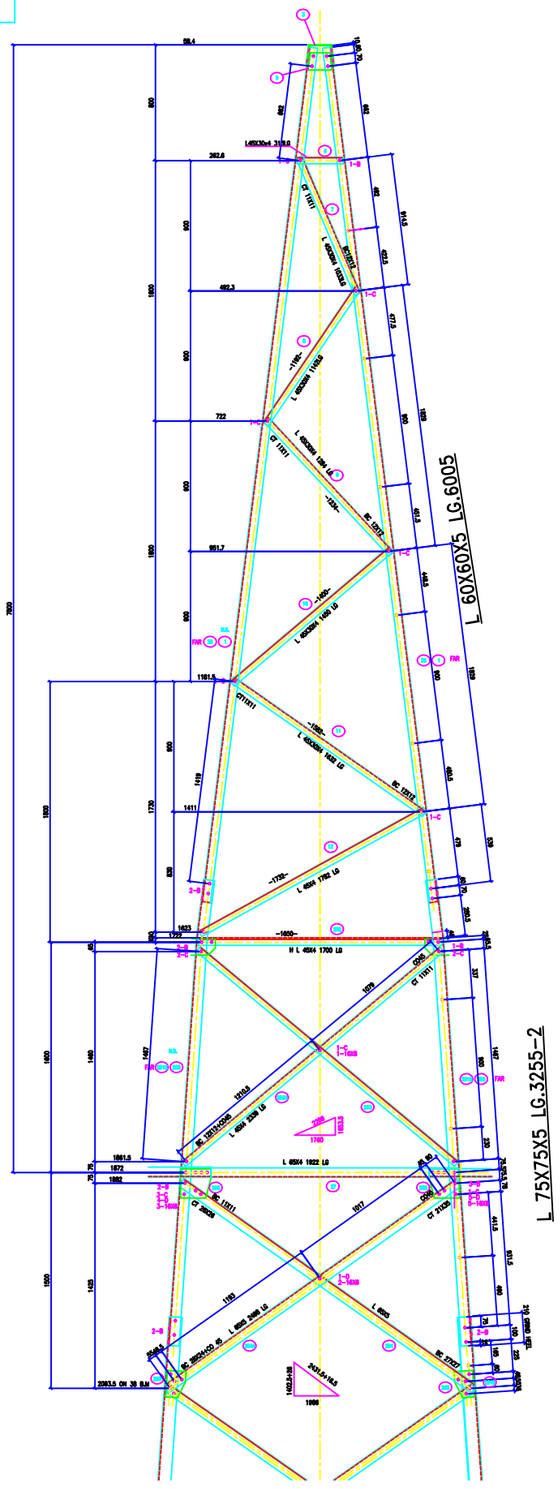

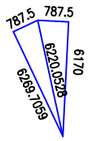

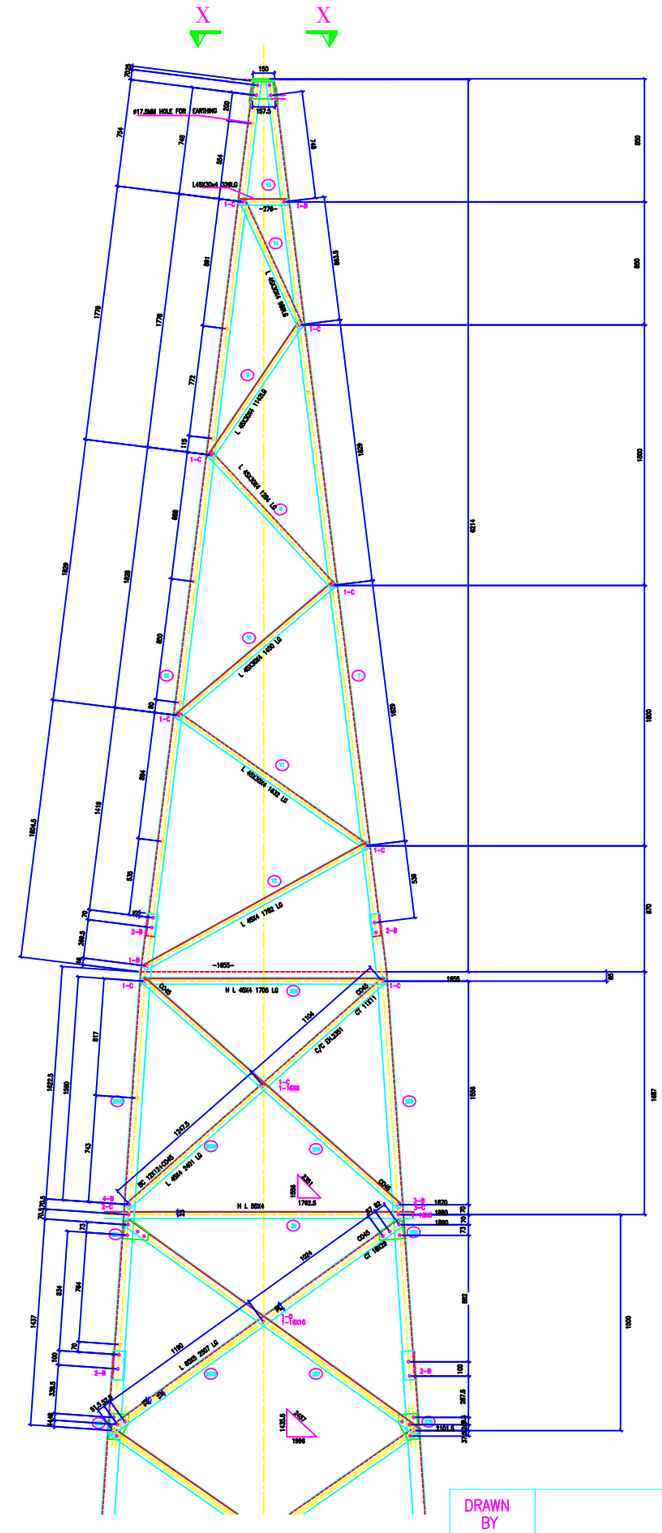

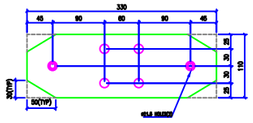

5 PL 110X8 LG.330

VIEW AT X-X

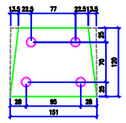

3 PL 120X6 LG.151

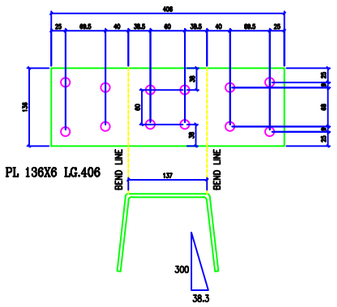

4 PL 136X6 LG.406

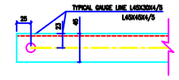

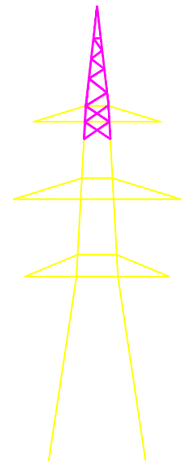

BOLTS AND NUTS STATEMENT

TYPE	SIZE (IN MM)	QUANTITY		
B	ø 16X35	90		
C	ø 16X40	74		
D	ø 16X45	30		
E	ø 16X50	–		
F	ø 16X55	–		
G	ø 16X60	–		
H	ø 16X65	–		
J	ø 16X70	–		
K	ø 16X75	–		
L	ø 16X80	–		
SPRING WASHERS		194		
30 O.D PACKING WASHERS ø 17.5 MM				
5 mm		–		
6 mm		24		
8 mm		2		
10 mm		2		
STEP BOLTS ø16 mm X 175mm		17		

GENERAL NOTES:

1. ALL DIMENSIONS ARE IN mm UNLESS OTHERWISE SPECIFIED.
2. MILD STEEL BOLT AND NUTS TO IS6638/12427/5.6 QLTY
3. ALL MILD STEEL BOLT AND NUTS ARE TO BE HOT DIP GALVANISED AS PER IS 1387 PART-XIII
4. ALL MILD STEEL SECTIONS SHALL BE OF TESTED QUALITY CONFORMING TO IS 2062 STANDARD
5. GALVANIATION OF TOWER MEMBERS AND FLAT WASHERS AS PER IS 2629
6. ⊙ ALL HOLES ø 13.5mm FOR ø12mm BOLTS
7. ⊙ ALL HOLES ø 17.5mm FOR ø16mm BOLTS
8. ⊙ ALL HOLES ø 21.5mm FOR ø20mm BOLTS
9. ⊙ ALL HOLES ø 17.5mm FOR ø16mm STEP BOLTS
10. STANDARD SPRING WASHERS ARE TO BE USED UNDER EACH NUT
11. ALL FABRICATED MEMBERS SHALL HAVE PREFIX_____
12. ⊙INDICATES MEMBERS BEING USED AS STEP BOLTS.
13. STEP BOLTS ARE TO BE PROVIDED ON TWO DIAGONALLY OPP. LEGS

MARK NO: 1 + 14 200 + 209

BIHAR STATE POWER TRANSMISSION COMPANY LTD

DRAWN BY		DESCRIPTION	220KV D/C TOWER TYPE "2DB" DETAIL OF PEAK & CAGE-I		SCALE –
CHECKED BY					
APPROVED BY		DRG NO	220KV-D/C-Struct-Peak-CageI -27	SHEET NO 1-1	REV. 0