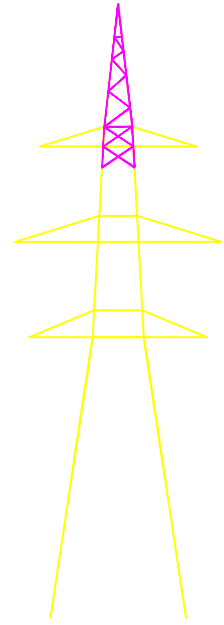
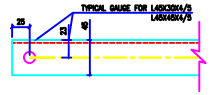
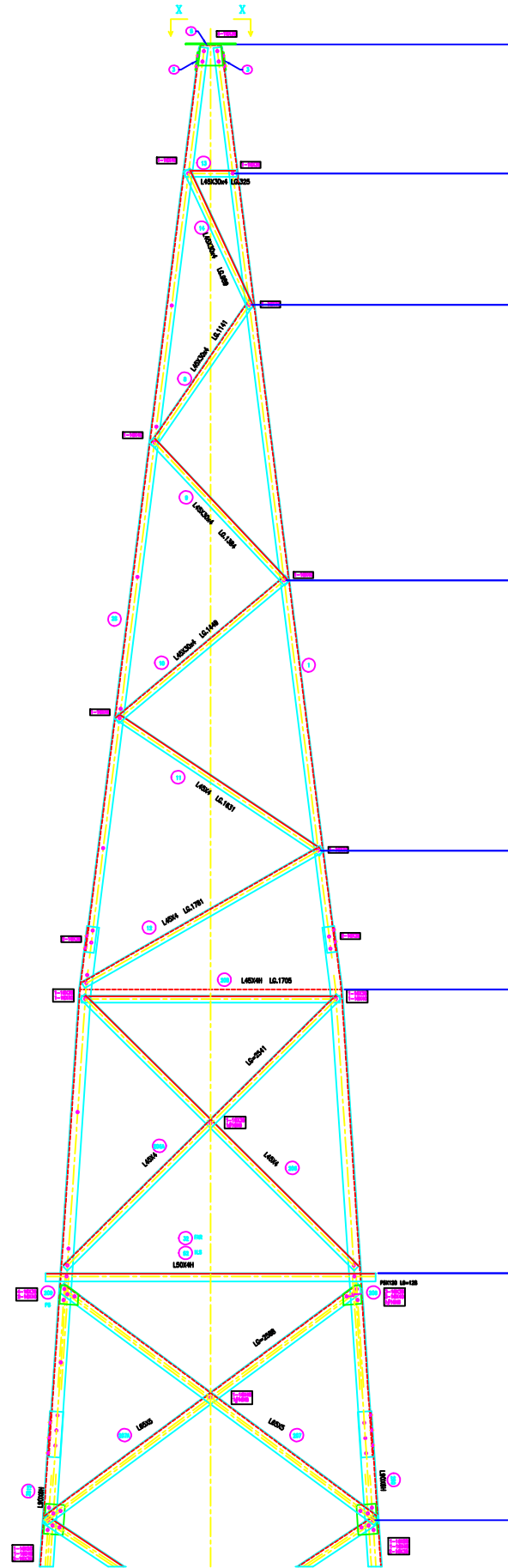
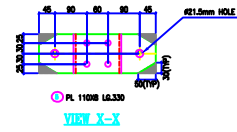
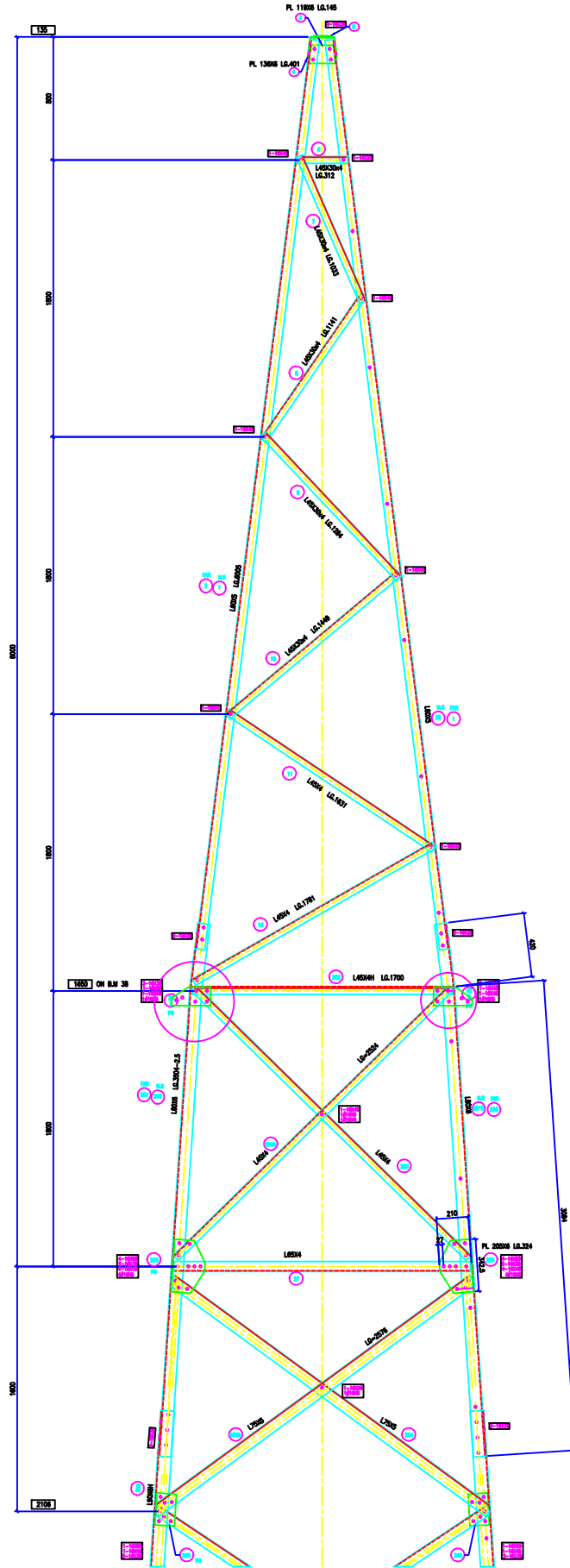


MEMORIAL SLICE
 THNB = 0.30000
 STNB = 0.40000
 FACE = 1.019613
 DEVELOP = 1.030000
 BLANCE SLICE
 THNB = 0.199444
 SECB = 1.019113



BOLTS AND NUTS STATEMENT

TYPE	SIZE (IN MM)	QUANTITY
B	# 16X35	116
C	# 16X40	56
D	# 16X45	28
E	# 16X50	16
F	# 16X55	-
G	# 16X60	-
H	# 16X65	-
J	# 16X70	-
K	# 16X75	-
L	# 16X80	-
SPRING WASHERS		216
30 O.D PACKING WASHERS # 17.5 MM		
	5 mm	2
	6 mm	24
	8 mm	6
	10 mm	-
	STEP BOLTS #16 mm X 175mm	19

- GENERAL NOTES:**
- ALL DIMENSIONS ARE IN MM UNLESS OTHERWISE SPECIFIED.
 - MILD STEEL BOLT AND NUTS TO IS 4062/15437/3.3 QTY
 - ALL MILD STEEL BOLT AND NUTS ARE TO BE HOT DIP GALVANIZED AS PER ASTM A153
 - ALL MILD STEEL SECTIONS SHALL BE OF TESTED QUALITY CONFORMING TO IS 8081 STANDARD
 - GALVANIZATION OF TOWER MEMBERS AND FLAT WASHERS AS PER IS 2620
 - ALL HOLES # 18.5mm FOR #16mm BOLTS
 - ALL HOLES # 17.5mm FOR #16mm STEP BOLTS
 - ALL HOLES # 21.5mm FOR #20mm BOLTS
 - ALL HOLES # 17.5mm FOR #16mm STEP BOLTS
 - STANDARD SPRING WASHERS ARE TO BE USED UNDER EACH NUT
 - ALL FABRICATED MEMBERS SHALL HAVE PROTECTIVE PAINT
 - PROCATES MEMBERS BEING USED AS STEP BOLTS.
 - STEP BOLTS ARE TO BE PROVIDED ON TWO DIAGONALLY OPP. LEGS

MARK NO: 1 + 14, 200 + 209

BIHAR STATE POWER TRANSMISSION COMPANY LTD

DRAWN BY		DESCRIPTION	220KV D/C TOWER TYPE "2DC" DETAIL OF PEAK & CAGE-I	SCALE	-
CHECKED BY		DRG NO	220KV-D/C-Struct-Peak-CageI-37	SHEET NO	1-1
APPROVED BY				REV.	0