VERTICAL SLOPE

TANB = 0.152239
2TANB = 0.304478
FACE = 1.011522
DEVELOP = 1.022914

IN FACE SLOPE

TANB = 0.150505
2TANB = 0.011263

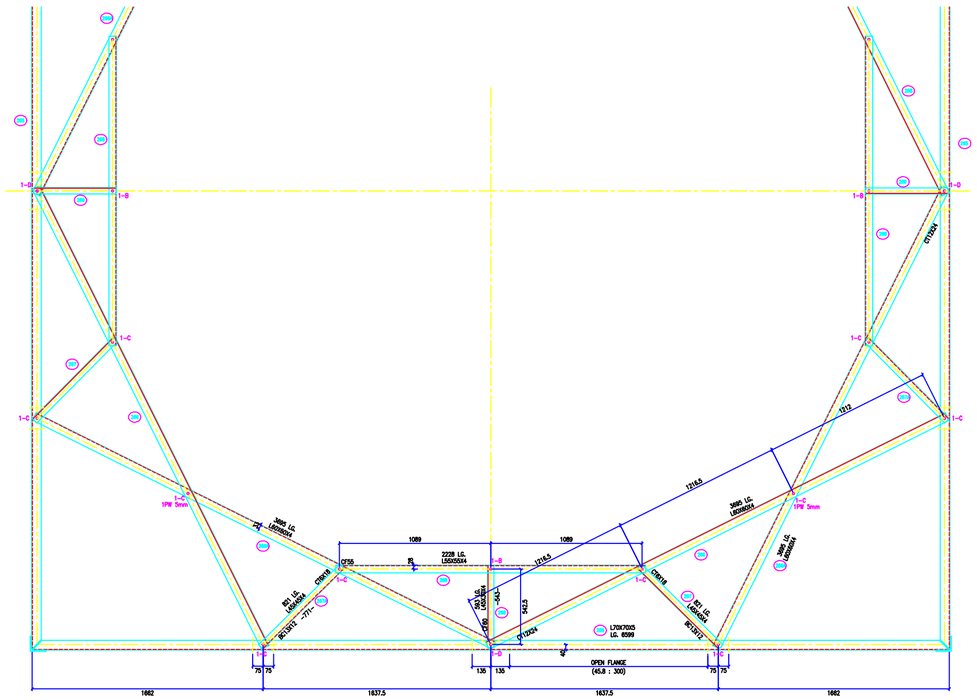

VIEW–B.B

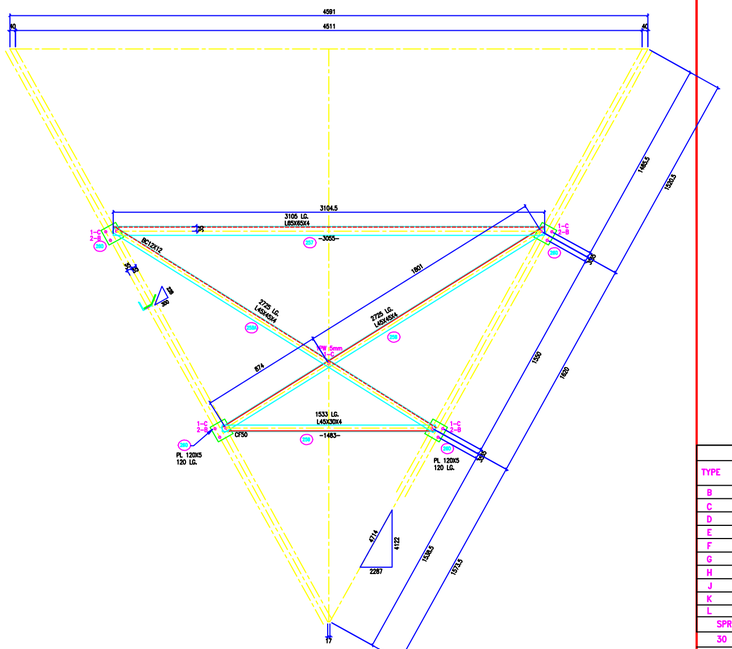

VIEW AT A4–A4

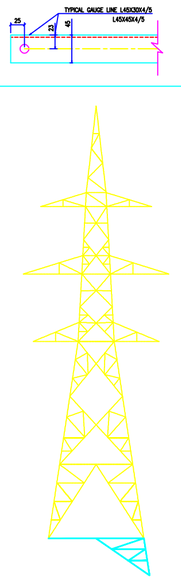

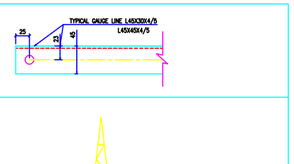

BOLTS AND NUTS STATEMENT

TYPE	SIZE (IN MM)	QUANTITY		
B	# 16X35			
C	# 16X40			
D	# 16X45			
E	# 16X50			
F	# 16X55			
G	# 16X60			
H	# 16X65			
J	# 16X70			
K	# 16X75			
L	# 16X80			
SPRING WASHERS				
30 O.D PACKING WASHERS # 17.5 MM				
5 mm				
6 mm				
8 mm				
10 mm				
STEP BOLTS #16 mm X 175mm				

GENERAL NOTES:

1. ALL DIMENSIONS ARE IN mm UNLESS OTHERWISE SPECIFIED.
2. MILD STEEL BOLT AND NUTS TO IS6639/12427/5.6 QLTY
3. ALL MILD STEEL BOLT AND NUTS ARE TO BE HOT DIP GALVANISED AS PER IS 1367 PART-XIII
4. ALL MILD STEEL SECTIONS SHALL BE OF TESTED QUALITY CONFORMING TO IS 2062 STANDARD
5. GALVANISATION OF TOWER MEMBERS AND FLAT WASHERS AS PER IS 2629
6. ⊙ ALL HOLES # 13.5mm FOR #12mm BOLTS
7. ⊙ ALL HOLES # 17.5mm FOR #16mm BOLTS
8. ⊙ ALL HOLES # 21.5mm FOR #20mm BOLTS
9. ⊙ ALL HOLES # 17.5mm FOR #16mm STEP BOLTS
10. STANDARD SPRING WASHERS ARE TO BE USED UNDER EACH NUT
11. ALL FABRICATED MEMBERS SHALL HAVE PREFIX_____
12. ⊙INDICATES MEMBERS BEING USED AS STEP BOLTS.
13. STEP BOLTS ARE TO BE PROVIDED ON TWO DIAGONALLY OPP. LEGS

MARK NO: 252 TO 269, 203, 204 & 225

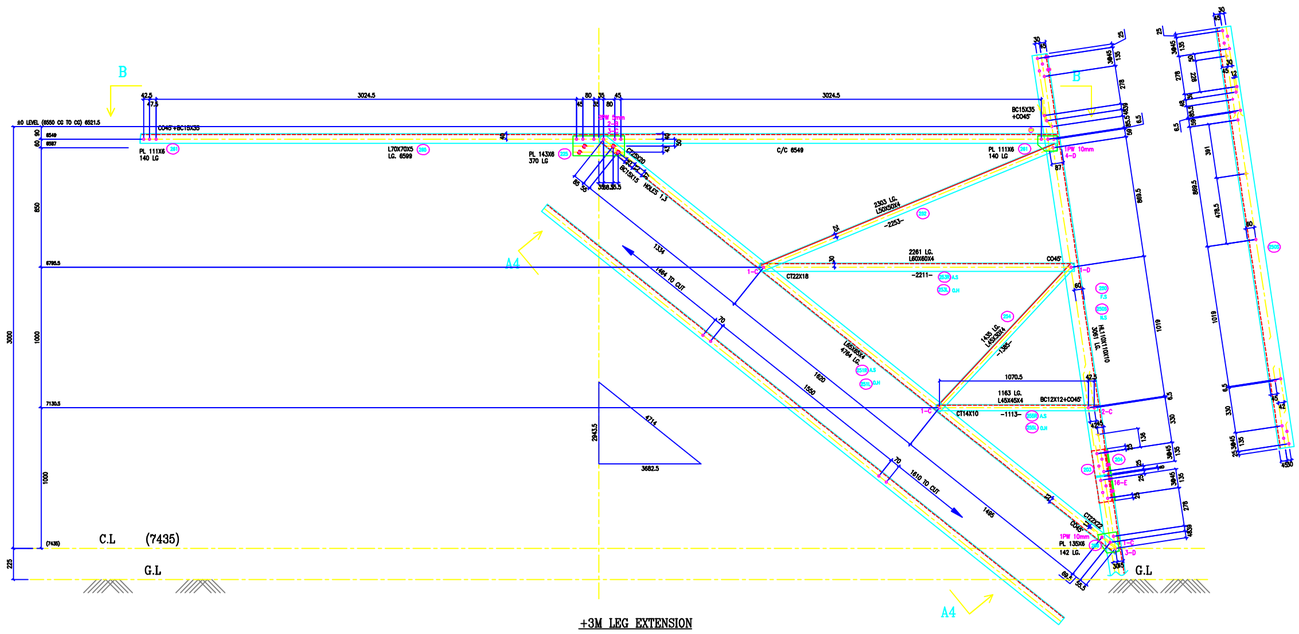

+3M LEG EXTENSION

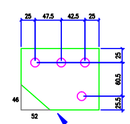

PL 111X6
140 LG.
261

BIHAR STATE POWER TRANSMISSION COMPANY LTD

DRAWN BY		DESCRIPTION	132KV D/C TOWER TYPE "DC" DETAIL OF +3M LEG EXTENSION		SCALE -
CHECKED BY					
APPROVED BY		DRG NO	132KV-D/C-Struct-+3M-Leg-Extn-38	SHEET NO 1–1	REV. 0