VERTICAL SLOPE

TANθ = 0.183486
2TANθ = 0.366930
FACE = 1.016690
DEVELOP = 1.033111

IN FACE SLOPE

TANθ = 0.180453
2TANθ = 1.016152

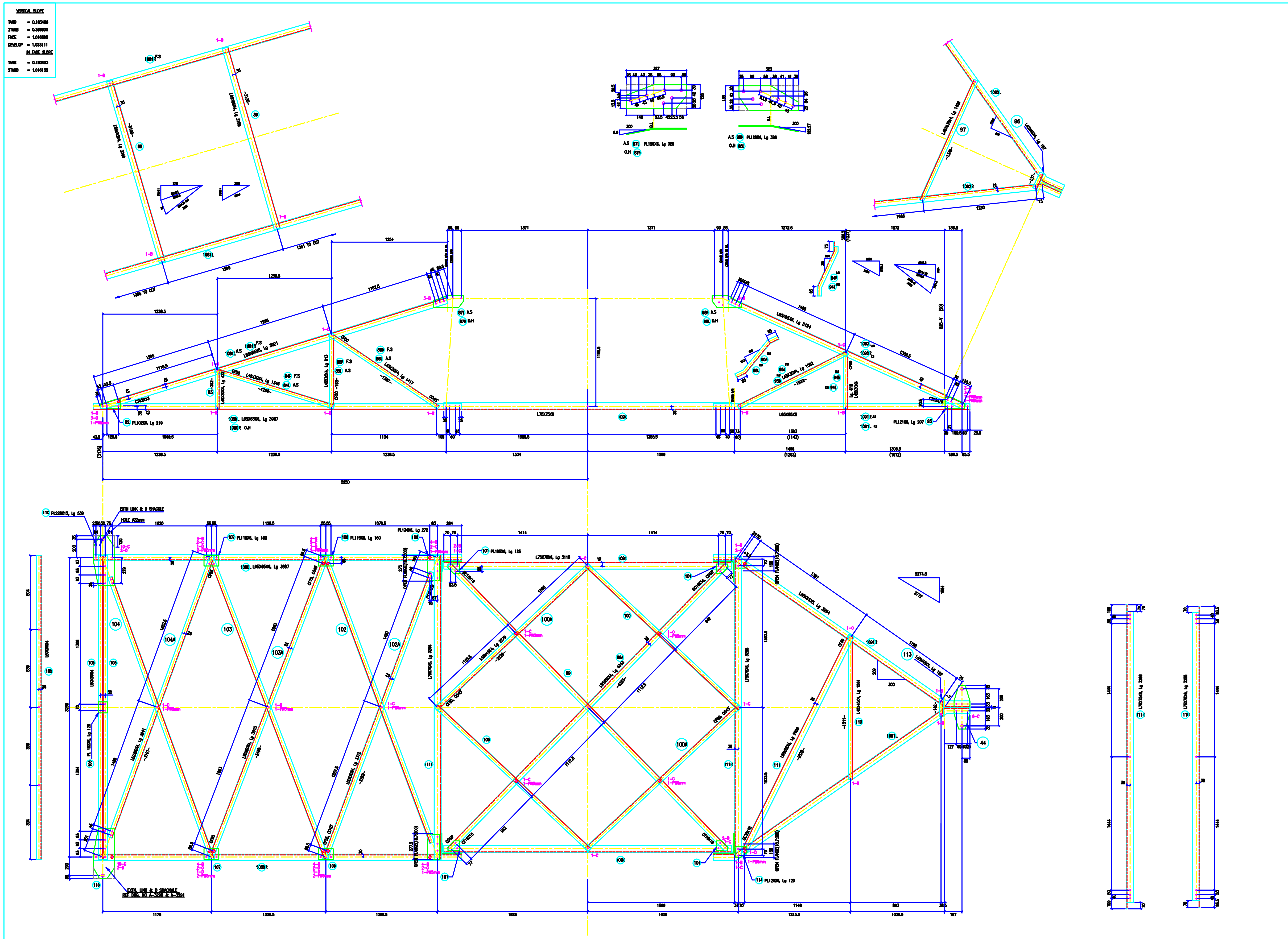

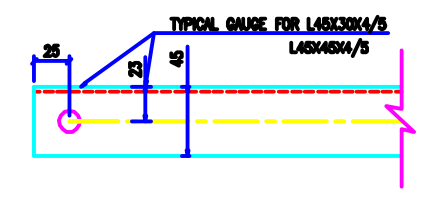

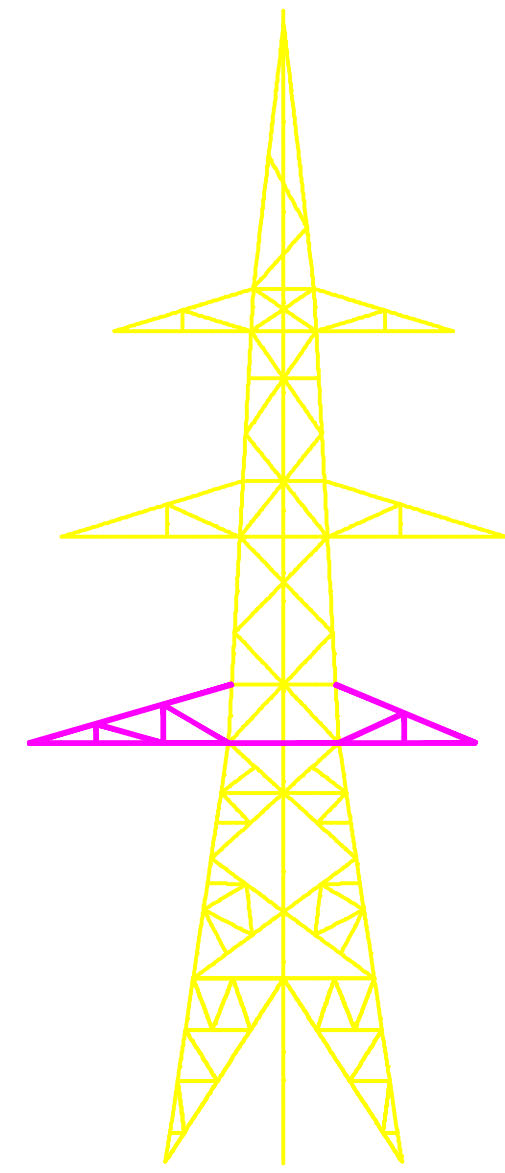

BOLTS AND NUTS STATEMENT

TYPE	SIZE (IN MM)	QUANTITY		
B	ø 16X35	69		
C	ø 16X40	75		
D	ø 16X45	7		
E	ø 16X50	–		
F	ø 16X55	3		
G	ø 16X60	–		
H	ø 16X65	–		
J	ø 16X70	–		
K	ø 16X75	–		
L	ø 16X80	–		
SPRING WASHERS		154		
30 O.D PACKING WASHERS ø 17.5 MM				
5 mm		18		
6 mm		9		
8 mm				
10 mm				
STEP BOLTS ø16 mm X 175mm				

GENERAL NOTES:

1. ALL DIMENSIONS ARE IN mm UNLESS OTHERWISE SPECIFIED.
2. MILD STEEL BOLT AND NUTS TO IS6639/12427/5.6 QLTY
3. ALL MILD STEEL BOLT AND NUTS ARE TO BE HOT DIP GALVANISED AS PER ASTM A153
4. ALL MILD STEEL SECTIONS SHALL BE OF TESTED QUALITY CONFORMING TO IS 2062 STANDARD
5. GALVANIATION OF TOWER MEMBERS AND FLAT WASHERS AS PER IS 2629
6. ALL HOLES ø 13.5mm FOR ø12mm BOLTS
7. ALL HOLES ø 17.5mm FOR ø16mm BOLTS
8. ALL HOLES ø 21.5mm FOR ø20mm BOLTS
9. ALL HOLES ø 17.5mm FOR ø16mm STEP BOLTS
10. STANDARD SPRING WASHERS ARE TO BE USED UNDER EACH NUT
11. ALL FABRICATED MEMBERS SHALL HAVE PREFIX________
12. INDICATES MEMBERS BEING USED AS STEP BOLTS.
13. STEP BOLTS ARE TO BE PROVIDED ON TWO DIAGONALLY OPP. LEGS

MARK NO: 80–116

BIHAR STATE POWER TRANSMISSION COMPANY LTD				
DRAWN BY		DESCRIPTION	132KV D/C TOWER TYPE "DD" DETAIL OF BOTTOM `X' ARM	SCALE –
CHECKED BY				
APPROVED BY		DRG NO	132KV-D/C-Struct-Bottom-X-45	SHEET NO 1–1 · REV. 0