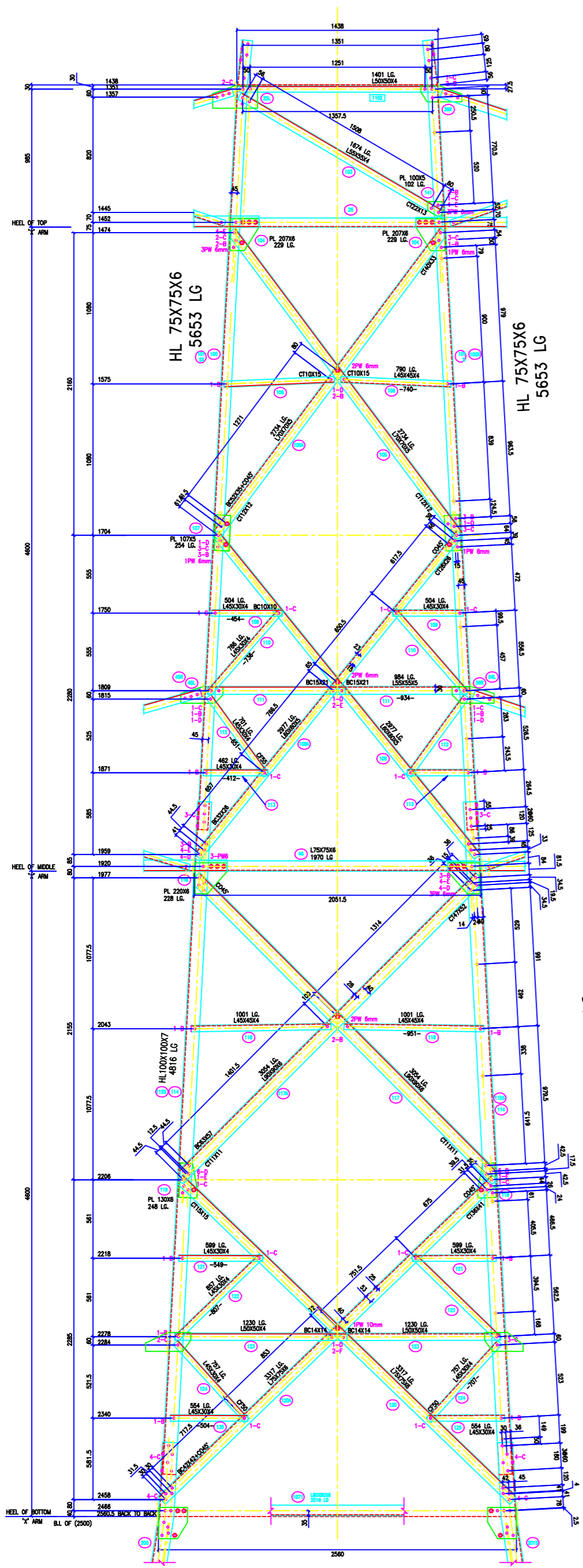
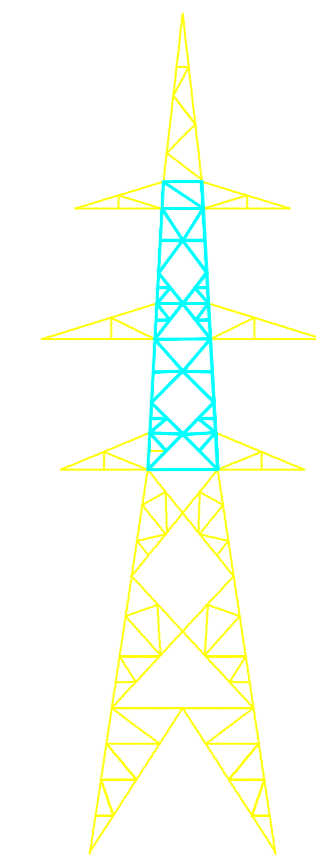
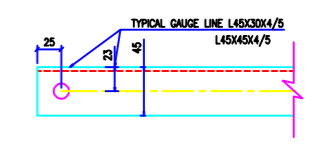
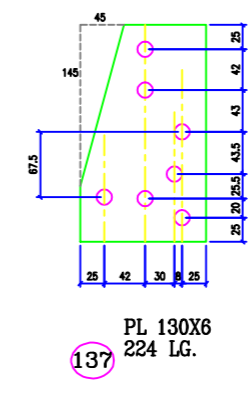
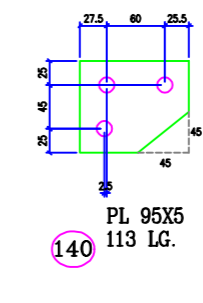
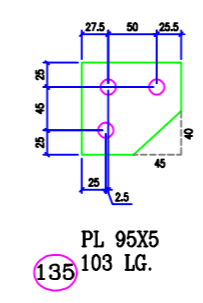
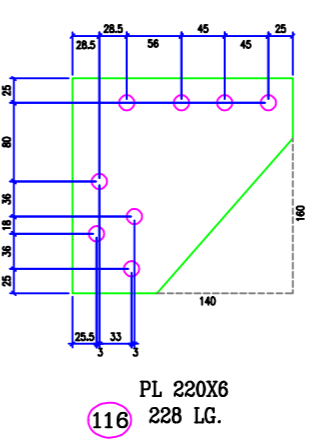
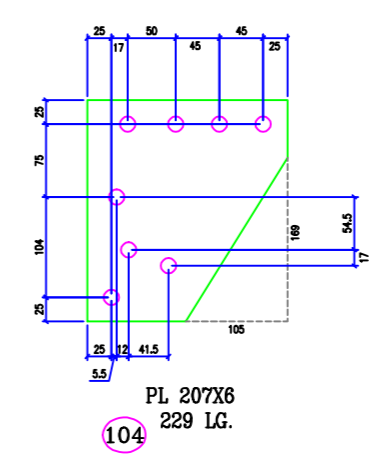
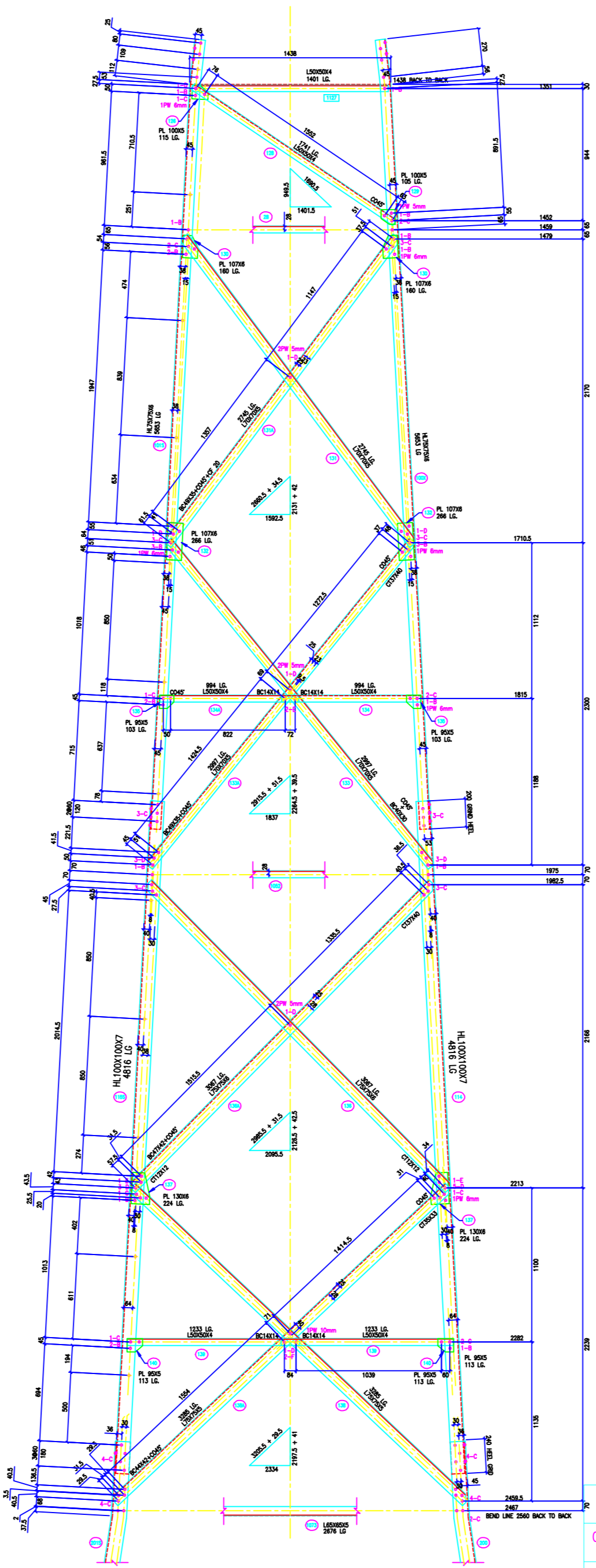


VERTICAL SLOPE

TAMB	= 0.152239
ZTAMB	= 0.304478
FACE	= 1.011522
DEVELOP	= 1.022914
HL FACE SLOPE	
TAMB	= 0.152955
ZTAMB	= 1.012863



HL100X100X7=4816 LG



BOLTS AND NUTS STATEMENT

TYPE	SIZE (IN MM)	QUANTITY
B	# 16X35	140
C	# 16X40	218
D	# 16X45	80
E	# 16X50	54
F	# 16X55	-
G	# 16X60	-
H	# 16X65	-
J	# 16X70	-
K	# 16X75	-
L	# 16X80	-
SPRING WASHERS		500
30 O.D. PACKING WASHERS # 17.5 MM		
	5 mm	28
	6 mm	44
	8 mm	8
	10 mm	4
STEP BOLTS #16 mm X 175mm		46

- GENERAL NOTES:**
1. ALL DIMENSIONS ARE IN MM UNLESS OTHERWISE SPECIFIED.
 2. MILD STEEL BOLT AND NUTS TO IS 8839/12427/5.6 Q17Y
 3. ALL MILD STEEL BOLT AND NUTS ARE TO BE HOT DIP GALVANISED AS PER IS 1887 PART-3/8
 4. ALL MILD STEEL SECTIONS SHALL BE OF TESTED QUALITY CONFORMING TO IS 2062 STANDARD
 5. GALVANIZATION OF TOWER MEMBERS AND FLAT WASHERS AS PER IS 2829
 6. # ALL HOLES # 13.5mm FOR #12mm BOLTS
 7. # ALL HOLES # 17.5mm FOR #16mm BOLTS
 8. # ALL HOLES # 21.5mm FOR #20mm BOLTS
 9. # ALL HOLES # 27.5mm FOR #16mm STEP BOLTS
 10. STANDARD SPRING WASHERS ARE TO BE USED UNDER EACH NUT
 11. ALL FABRICATED MEMBERS SHALL HAVE PROXY
 12. # INDICATES MEMBERS BEING USED AS STEP BOLTS
 13. STEP BOLTS ARE TO BE PROVIDED ON TWO DIAGONALLY OPP. LEGS

MARK NO: 100 + 141

BIHAR STATE POWER TRANSMISSION COMPANY LTD

DRAWN BY	DESCRIPTION	132KV D/C TOWER TYPE "DC" DETAIL OF CAGE	SCALE
CHECKED BY	DRG NO	132KV-D/C-Struct-Cage-33	-
APPROVED BY	SHEET NO 1-1	REV. 0	