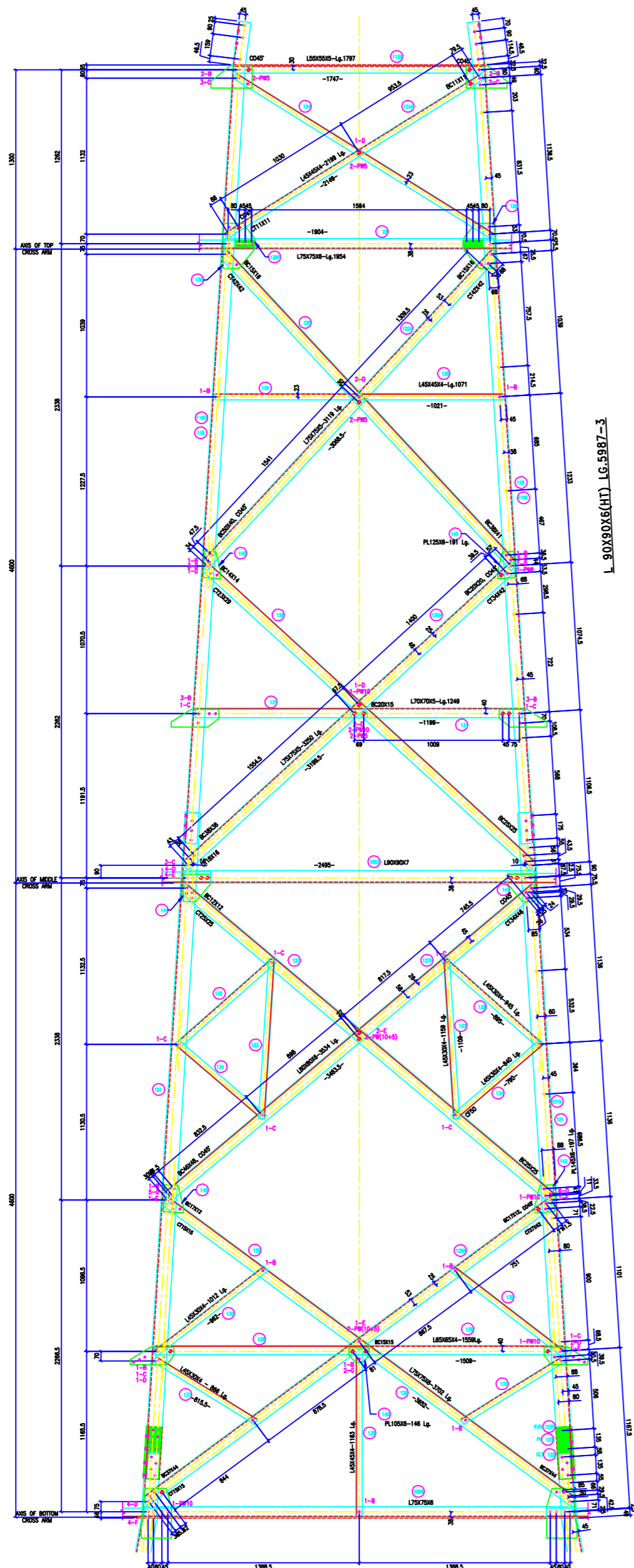
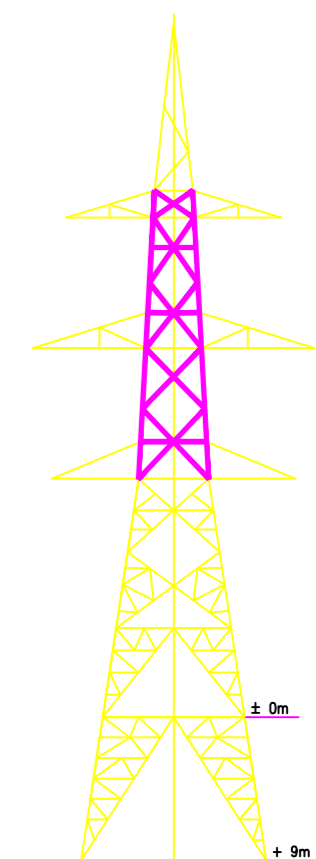
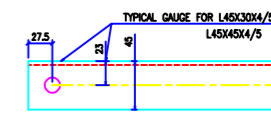
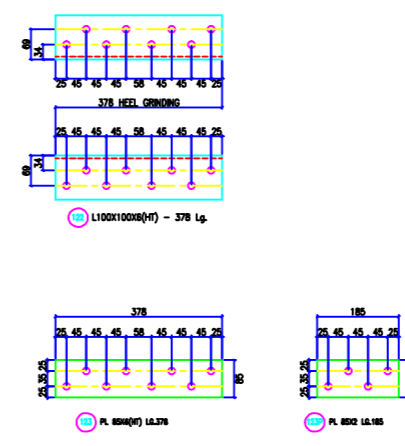
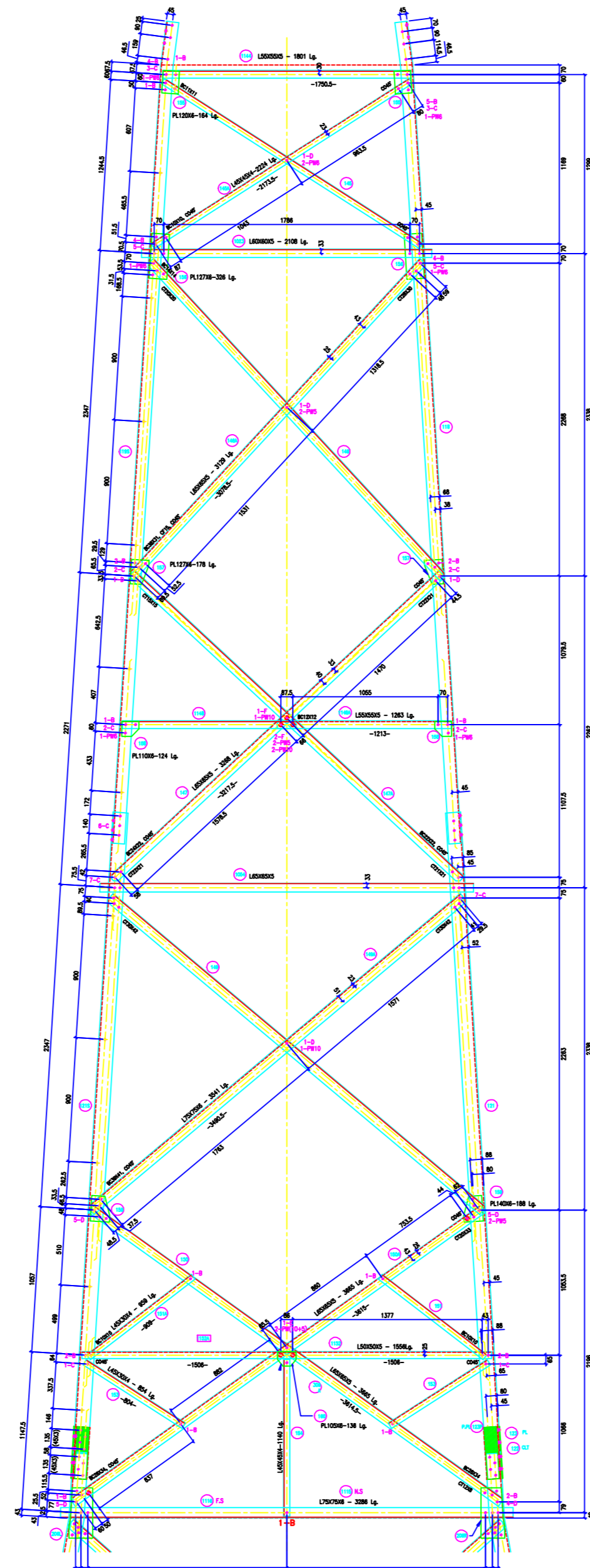
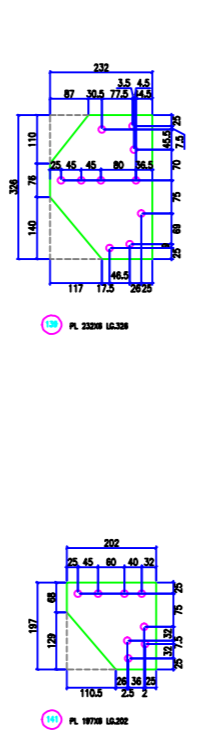


VERTICAL SLOPE
 TAMB =
 ZTAMB =
 FACE =
 DEVELOP =
 IN FACE SLOPE
 TAMB =
 ZTAMB =



L 90x30x16(HT) LG.5987-3

L 110x110x8(HT) LG.4560



BOLTS AND NUTS STATEMENT

TYPE	SIZE (IN MM)	QUANTITY
B	# 16X35	102
C	# 16X40	174
D	# 16X45	122
E	# 16X50	110
F	# 16X55	24
G	# 16X60	8
H	# 16X65	-
J	# 16X70	-
K	# 16X75	-
L	# 16X80	-
SPRING WASHERS		540
30 O.D. PACKING WASHERS # 17.5 MM		
	5 mm	10
	6 mm	46
	8 mm	44
	10 mm	24
STEP BOLTS #16 mm X 175mm		44

- GENERAL NOTES:
1. ALL DIMENSIONS ARE IN MM UNLESS OTHERWISE SPECIFIED.
 2. MILD STEEL BOLT AND NUTS TO IS 5668/1242/5.6 QTY.
 3. ALL MILD STEEL BOLT AND NUTS ARE TO BE HOT DIP GALVANISED AS PER ASTM A153.
 4. ALL MILD STEEL SECTIONS SHALL BE OF TESTED QUALITY CONFORMING TO IS 2062 STANDARD.
 5. GALVANIZATION OF TOWER MEMBERS AND FLAT WASHERS AS PER IS 2629 TO IS 2062 STANDARD.
 6. ALL HOLES # 13.5mm FOR #12mm BOLTS
 7. ALL HOLES # 17.5mm FOR #16mm BOLTS
 8. ALL HOLES # 21.5mm FOR #20mm BOLTS
 9. ALL HOLES # 17.5mm FOR #16mm STEP BOLTS
 10. STANDARD SPRING WASHERS ARE TO BE USED UNDER EACH NUT
 11. ALL FABRICATED MEMBERS SHALL HAVE PREFIX
 12. INDICATES MEMBERS BEING USED AS STEP BOLTS
 13. STEP BOLTS ARE TO BE PROVIDED ON TWO DIAGONALLY OPP. LEGS

MARK NO: 118-160

BIHAR STATE POWER TRANSMISSION COMPANY LTD

DRAWN BY		DESCRIPTION	132KV D/C TOWER TYPE "DD" DETAIL OF CAGE	SCALE	-
CHECKED BY		DRG NO	132KV-D/C-Struct-Cage-44	SHEET NO 1-1	REV. 0
APPROVED BY					