

# Bihar State Load Despatch Centre (SLDC)




## Draft Multi Year Tariff Petition for the Control Period of FY 2025-26 to FY 2027-28 and SLDC Charges for the FY 2025-26

November 04, 2024  
Patna




# Contents


1. Summary of True Up




2. Summary of Annual Performance Review




3. Summary of MYT Annual Revenue Requirements



4. Key Points for Discussion



5. Data Requirements



# Capex and Capitalization for Truing Up of FY 2023-24



Sl. No.	NIT No.	Name of the Project	Total Project Cost	CAPEX FY 2023-24	Capitalization in FY 2023-24
1	01/PR/BSPTCL/2023	Implementation of ASBM System in SLDC Bihar(01/PR/BSPTCL/2023)	44.51	34.25	-
2	53/PR/BSPTCL/2022	implement, establish and maintain cyber security operations centre (C-SOC) at Bihar SLDC(53/PR/BSPTCL/2022)	10.47	6.46	6.46
3		<b>Total</b>		<b>40.72</b>	<b>6.46</b>

❖ Based on Annual Accounts, SLDC has incurred Rs. 40.72 Cr. towards Capital Expenditure and Capitalised to the tune of Rs. 6.46 Cr. during FY 2023-24.

# Actual O&M Expenses for Truing up of FY 2023-24



Sl. No.	Parameter	FY 2023-24	
		Approved in Tariff Order dated 21.03.2023	Claimed in Truing-up of FY 2023-24
1.	Salaries		3.04
2.	Dearness Allowance		1.39
3.	Other Allowances		0.81
4.	Medical Expenses Reimbursement		0.04
5.	Staff Welfare Expenses		0.02
6.	Terminal Benefits		1.06
7.	<b>Employee Cost</b>	<b>6.91</b>	<b>6.36</b>

Particulars	Approved in Tariff Order dated 21.03.2023	Claimed in Truing-up of FY 2023-24
Plant and Machinery	-	2.73
Office Equipment	-	0.10
<b>Total R&amp;M Expenses</b>	<b>2.46</b>	<b>2.83</b>

Sl. No.	Parameter	FY 2023-24	
		Approved in Tariff Order dated 21.03.2023	Claimed in Truing-up of FY 2023-24
1	Consultancy Charge		0.28
2	Conveyance & travelling		0.37
3	Rent, Rates & Taxes		-
4	Telephone Expenses		0.08
5	Electricity & Power Charges		0.28
6	Entertainment Charges		0.01
7	Fees & Subscription		0.02
8	Misc Expenses		0.01
9	Books & Periodicals		0.00
10	Printing & Stationary		0.01
11	<b>Total A&amp;G Expenses</b>	<b>0.70</b>	<b>1.04</b>

❖ O&M Expenses claimed Based on Audited Annual Accounts of FY 2023-24.

## Summary of Truing up of FY 2023-24



Sl. No.	Particulars	FY 2023-24	
		Approved in Tariff Order dated 21.03.2023	Claimed in Truing-up of FY 2023-24
1	O&M cost	10.07	10.23
a	Employee cost	6.91	6.36
b	R&M expenses	2.46	2.83
c	A&G expenses	0.70	1.04
2	Depreciation	2.74	1.99
3	Interest on loan capital	0.06	0.35
4	Return on Equity	0.48	0.75
5	Interest on Working capital	0.29	0.31
6	Less: Non-Tariff Income	0.49	0.12
7	Total ARR	13.15	13.50
8	True up revenue Gap of FY 2021-22 with carrying cost	0.22	0.22
9	Net SLDC Charges Requirement	13.37	13.72
10	Less: SLDC charges received	13.37	13.37
11	<b>Revenue Gap</b>	<b>0.00</b>	<b>0.35</b>

- ❖ The SLDC has claimed its Truing Up expense based on its annual Accounts of FY 2023-24.
- ❖ The SLDC has considered all the provisions of the BERC MYT Tariff regulations, 2021 for computation of Truing up Gap for the FY 2023-24.

# Capex and Capitalization for Annual Performance Review (APR) of FY 2024-25



Sl. No.	Particulars	Total Project Cost	Capex	Capitalisation
1	Cyber Security Operation Centre (C-SOC)	10.46	0.85	0.85
2	Automated System balancing Mechanism	43.79	9.54	43.79
3	Installation of AC in Server Room and Control Room	0.05	0.05	0.05
4	<b>Total</b>		<b>10.44</b>	<b>44.70</b>

- ❖ SLDC has Capitalised Rs. 6.46 Cr. towards C-Soc during FY 2023-24. Remaining Balance of Rs. 0.85 Cr. will be Capitalised during FY 2024-25.
- ❖ SLDC has incurred Capex of Rs. 34.25 Cr. towards ASBM during FY 2023-24. Remaining Capex of Rs. 9.54 Cr. will be incurred during FY 2024-25 and entire project will be capitalised during FY 2024-25.

# Employee and A&G Expenses for Annual Performance Review (APR) of FY 2024-25



Sl. No.	Particulars	Approved in Tariff Order dated 01.03.2024	Claimed in APR FY 2024-25
1	Base year Employee expenses	6.58	6.36
2	Indexation %	5.40%	5.46%
3	Inflationary increase	0.36	0.35
4	Employee Expenses	6.94	6.71

Sl. No.	Particulars	Approved in Tariff Order dated 01.03.2024	Claimed in APR FY 2024-25
1	Base year A&G expenses	0.63	1.04
2	Indexation %	7.90%	7.47%
3	Inflationary increase	0.05	0.08
4	A&G Expenses	0.68	1.12

❖ SLDC has claimed Employee Expenses and A&G Expenses for the FY 2024-25 based on the Norms provided in the BERG MYT Tariff Regulations, 2021.

# R&M Expenses for Annual Performance Review (APR) of FY 2024-25



Sl. No.	Particulars	Approved in Tariff Order dated 01.03.2024	Claimed in APR FY 2024-25
1	Opening GFA	<b>2.51</b>	16.47
2	Percentage Point		0.00%
3	<b>R&amp;M Expenses (Without AMC)</b>		<b>0.00</b>
4	Certification of ISMS ISO 27001		0.15
5	AMC for SAMAST Scheme		2.36
6	AMC of SCADA Centre		0.11
7	AMC of EMS/SCADA upgradation Project		0.07
8	R&M Expenses for ASBM		4.40
9	AMC for C-SOC		1.14
10	AMC for SCADA Upgradation phase - III		0.00
11	Replacement of Damaged Cable between SLDC ACDB Panel to DG Room and C-Soc Building to DG Room		0.04
12	Bay integration of existing RTU work at Kaitaiya GSS due to R&M Work		0.08
13	Bay integration of existing RTU work at Valmikinagar GSS due to R&M Work		0.05
14	Deployment of FEP and ICCP firewall in SCADA System		0.18
15	R&M Expenses for additional features in Software of ASBM		0.37
16	<b>Total R&amp;M expenses</b>		<b>2.51</b>

❖ SLDC has claimed R&M Expenses for the FY 2024-25 based on estimated AMC Cost.



# Summary of Annual Performance Review (APR) of FY 2024-25



Sl. No.	Particulars	FY 2024-25	
		Approved in Tariff Order dated 01.03.2024	Claimed in APR FY 2024-25
1	O&M cost	10.13	16.77
a	Employee cost	6.94	6.71
b	R&M expenses	2.51	8.94
c	A&G expenses	0.68	1.12
2	Depreciation	8.03	5.82
3	Interest on Loan Capital	2.38	1.55
4	Interest on Working Capital	0.44	0.61
5	Return on Equity	2.67	2.19
6	Less: Non-Tariff Income	0.48	0.12
7	<b>Total ARR</b>	<b>23.16</b>	<b>26.81</b>
8	Trued up Revenue (Surplus) of FY 2022-23 with carrying cost	(2.38)	(2.38)
9	Net Revenue Requirement for FY 2024-25	20.78	24.43
10	Less: Annual SLDC charges Approved by Commission for FY 2024-25 in Tariff Order	20.78	20.78
11	<b>Revenue Gap for the year (3-4)</b>	<b>(0.00)</b>	<b>3.65</b>

❖ The SLDC has considered all the provisions of the BERC MYT Tariff regulations, 2021 for computation of APR Gap for the FY 2024-25.

## Employee and A&G Expenses for MYT ARR for the FY 2025-26 to FY 2027-28



Sl. No.	Particulars	Projected in MYT ARR FY 2025-26	Projected in MYT ARR FY 2026-27	Projected in MYT ARR FY 2027-28
1	Base year Employee expenses	6.71	7.07	7.46
2	Indexation %	5.46%	5.46%	5.46%
3	Inflationary increase	0.37	0.39	0.41
4	<b>Employee Expenses</b>	<b>7.07</b>	<b>7.46</b>	<b>7.87</b>

Sl. No.	Particulars	Projected in MYT ARR FY 2025-26	Projected in MYT ARR FY 2026-27	Projected in MYT ARR FY 2027-28
1	Base year A&G expenses	1.12	1.20	1.29
2	Indexation %	7.47%	7.47%	7.47%
3	Inflationary increase	0.08	0.09	0.10
4	<b>A&amp;G Expenses</b>	<b>1.20</b>	<b>1.29</b>	<b>1.39</b>

- ❖ SLDC has claimed Employee Expenses and A&G Expenses for the Control Period of FY 2025-26 to FY 2027-28 based on the Norms provided in the BERG MYT Tariff Regulations, 2024.

# R&M Expenses for MYT ARR for the Control Period of FY 2025-26 to FY 2027-28



Sl. No.	Particulars	Projected in MYT ARR FY 2025-26	Projected in MYT ARR FY 2026-27	Projected in MYT ARR FY 2027-28
1	Certification of ISMS ISO 27001	0.03	0.03	0.23
2	AMC for SAMAST Scheme	2.36	2.36	2.36
3	AMC of SCADA Centre	0.03	0.00	0.00
4	AMC of EMS/SCADA upgradation Project	0.02	0.00	0.00
5	R&M Expenses for ASBM	5.88	5.88	5.88
6	AMC for C-SOC	1.05	1.05	1.05
7	AMC for SCADA Upgradation phase - III	0.00	0.00	2.50
8	Replacement of Damaged Cable between SLDC ACDB Panel to DG Room and C-Soc Building to DG Room	0.00	0.00	0.00
9	Bay integration of existing RTU work at Kaitaiya GSS due to R&M Work	0.00	0.00	0.00
10	Bay integration of existing RTU work at Valmikinagar GSS due to R&M Work	0.00	0.00	0.00
11	Deployment of FEP and ICCP firewall in SCADA System	0.00	0.00	0.00
12	R&M Expenses for additional features in Software of ASBM	0.30	0.30	0.30
13	<b>Total R&amp;M Expenses</b>	<b>9.67</b>	<b>9.62</b>	<b>12.32</b>

❖ SLDC has claimed R&M Expenses for the control Period of FY 2025-26 to FY 2027-28 based on estimated AMC Cost.

# Summary of MYT ARR for the Control Period of FY 2025-26 to FY 2027-28



Sl. No.	Particulars	Projected in MYT ARR FY 2025-26	Projected in MYT ARR FY 2026-27	Projected in MYT ARR FY 2027-28
1	O&M cost (a+b+c)	17.95	18.38	21.57
a	Employee cost	7.07	7.46	7.87
b	R&M expenses	9.67	9.62	12.32
c	A&G expenses	1.20	1.29	1.39
2	Depreciation	9.17	9.17	9.17
3	Interest on Loan Capital	2.25	1.46	0.68
4	Interest on Working Capital	0.57	0.57	0.64
5	Return on Equity	3.11	3.11	3.11
6	Less: Non-Tariff Income	0.12	0.12	0.12
7	<b>Total ARR</b>	<b>32.93</b>	<b>32.58</b>	<b>35.05</b>

- ❖ The SLDC has considered all the provisions of the BERC MYT Tariff regulations, 2024 for computation of MYT ARR for the Control Period of FY 2025-26 to FY 2027-28.
- ❖ SLDC has not projected any Capex and Capitalisation during the Control Period of FY 2025-26 to FY 2027-28.

# Summary of ARR & Monthly LDC Charges of FY 2025-26



Sl. No.	Particulars	Claimed for FY 2025-26
1	<b>O&amp;M cost (a+b+c)</b>	17.95
a	Employee cost	7.07
b	R&M expenses	9.67
c	A&G expenses	1.20
2	Depreciation	9.17
3	Interest on Loan Capital	2.25
4	Interest on Working Capital	0.57
5	Return on Equity	3.11
6	Less: Non-Tariff Income	0.12
7	<b>Total ARR</b>	<b>32.93</b>
8	Trued up Revenue Gap/(Surplus) with carrying cost for FY 2023-24	0.42
9	<b>Annual SLDC Charges for FY 2025-26</b>	<b>33.35</b>
10	<b>Monthly SLDC Operating Charge for FY 2025-26</b>	<b>2.78</b>

- ❖ Based on the above paras, the net Annual SLDC Charges computed as Rs. 33.35 Cr. for the FY 2025-26.



**THANK YOU**